FLEXIBLE STORAGE TANK

D04-CIT-FT-001

Product data sheet · Flexible tanks and reservoirs

Flexible tank in PVC-coated polyester fabric for water storage, from 1,000 L to 500,000 L. Installed on a sand bed, outdoors, inside a building or in a crawl space; custom manufacture on request.



Technical data

Material	Multilayer PVC-coated polyester fabric, 1,100 g/m² or 1,300 g/m²
Textile base	High tenacity
Weather resistance	−30 °C to +70 °C
Treatment	UV-stabilised
Contact with water	Approval for overall migration of the material (IANESCO testing laboratory); fabric non-toxic in contact with water
Assembly	High-frequency lap welding, 50 mm wide
Capacities	1,000 L to 500,000 L, other sizes on request
Warranty	10 years (conditions on request)

Description

The flexible tank stores water for agricultural, domestic, community or industrial needs. It is made of polyester fabric with a high-tenacity textile base and a multilayer PVC coating. The fabric resists tearing, abrasion and weathering; it is UV-stabilised.

The panels are joined by high-frequency lap welding: the joint works in shear, which limits the risk of tearing. Each accessory is mounted on a welded reinforcement, and the four corners of the tank are reinforced with bolted plates.

Possible equipment:

- overflow, fitted on all tanks;
- filling and drain valves of all sizes, on all sides of the tank;
- level switches to control the opening and closing of the filling or drain valves (see D04-CIT-FT-002);
- custom-sized tank;
- fabric chosen according to the liquid to be stored.



Installed flexible tank



Installed flexible tank

Advantages

- The water is stored away from air, light and external pollution.
- Quick installation on a simple sand bed, with immediate commissioning.
- Installation outdoors, inside a building or in a crawl space.
- Lower cost than a masonry tank.
- Dimensions adaptable to the site; accessories positioned according to installation and operating constraints.

Dimensions

Dimensions of the empty tank

Capacity (L)	Length (mm)	Width (mm)
1000	2600	1480
2000	2950	2100
3000	2950	2550
4000	3250	2950
5000	3600	2950
8000	5000	2950
10,000	5900	2950
20,000	5900	4700
25,000	5900	5400
30,000	6300	5900
40,000	7800	5900
50,000	9300	5900
60,000	10,800	5900
70,000	12,250	5900
80,000	8900	8700

Capacity (L)	Length (mm)	Width (mm)
90,000	9500	8900
100,000	10,500	8900
150,000	14,750	8900
200,000	16,300	10,350
250,000	19,900	10,350
300,000	20,750	11,800
350,000	21,100	13,280
400,000	22,100	14,750
500,000	27,400	24,750

Installation

The tank is filled by gravity or by a lift pump. It is emptied through an above-ground valve. Buried, frost-free filling and emptying are possible.

Filling examples

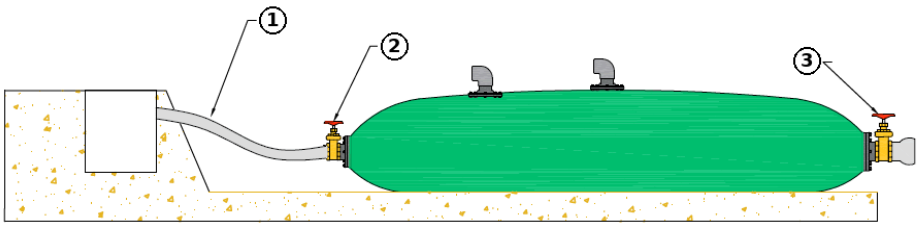

Filling by gravity

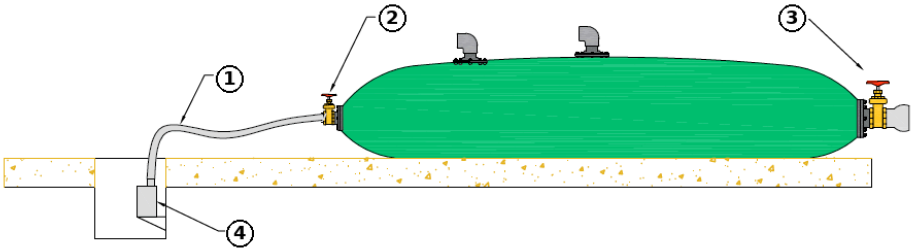

Filling by pump

1. Flexible hose
2. Filling valve
3. Drain valve
4. Pump

Suction types

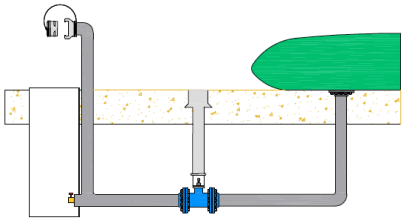

Frost-free suction through a suction pipe

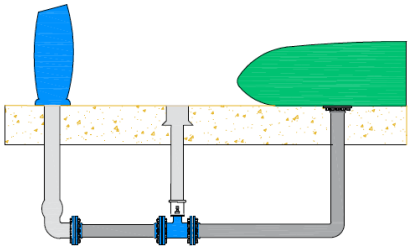

Frost-free suction through a suction post

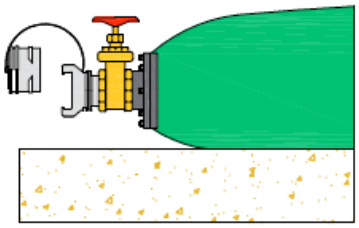

Suction through an above-ground valve

For rainwater harvesting and overflow management, see diagram D04-CIT-SC-001.

Related documents : D04-CIT-FT-002, D04-CIT-SC-001