PN6 PLASTIC IN-LINE FILTERS

F01-LIGNE-FT-001

Product data sheet · Plastic filters

PN6 plastic in-line filters from 3/4" to 1" 1/4, in three models (short, long, special), with screen or discs. Maximum flow rate from 6 to 8 m³/h depending on the model.



Short model | Long model | Special model

Technical data

Maximum working pressure	6 bar (PN6)
Standard	ISO 9912
Body and filter elements	Polypropylene carbonate (PPC), UV- and deformation-resistant
Screen and spring	Stainless steel
Connection	BSP male threaded (NPT on request)
Filter element	Screen or discs

Description

PN6 in-line filters protect irrigation networks and small water treatment installations. They are mounted directly on the pipeline.

The range comprises three models:

- **short**: 3/4" and 1", maximum flow rate 6 m³/h;
- **long**: 3/4" and 1", maximum flow rate 6 m³/h, with a larger filtration area;
- **special**: 1" and 1" 1/4, maximum flow rate 8 m³/h.

Each model is available in a screen version or a disc version. The colour of the filter element indicates its filtration grade.

Specifications by model

Filter element	Inlet / outlet	Filtration area (cm²)	Max. flow rate (m³/h)	PN (bar)
Short model				
Screen	3/4" - 1"	55	6	6
Discs	3/4" - 1"	94	6	6
Long model				
Screen	3/4" - 1"	90	6	6
Discs	3/4" - 1"	152	6	6
Special model				
Screen	1" - 1" 1/4	152	8	6
Discs	1" - 1" 1/4	199	8	6

Available filter elements

Filter element	Colour	Mesh	Filtration grade (µm)	Short model	Long model	Special model
Screen	blue	40	400	•	•	

Filter element	Colour	Mesh	Filtration grade (µm)	Short model	Long model	Special model
Screen	grey	60	250	●	●	
Screen	black	80	200	●	●	●
Screen	red	120	125	●	●	●
Screen	brown	150	100		●	●
Screen	yellow	180	80			●
Discs	red	120	125	●	●	
Discs	black	155	100	●	●	
Discs	green	120	125			●

Performance

Pressure loss as a function of flow rate, for the screen version and the disc version.

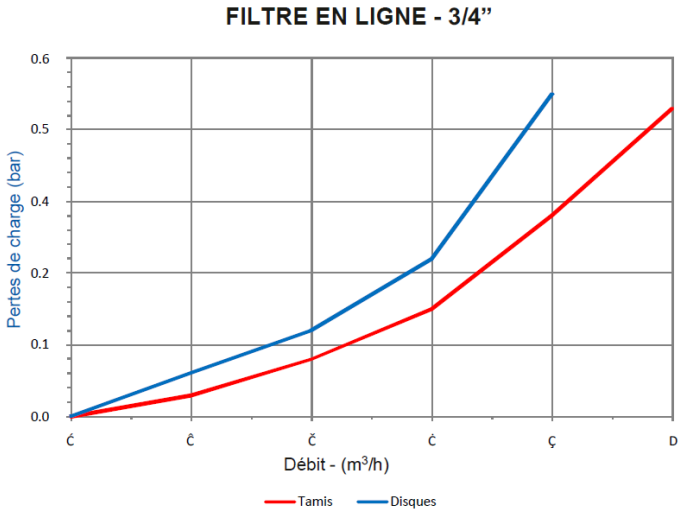

Short model 3/4": pressure loss

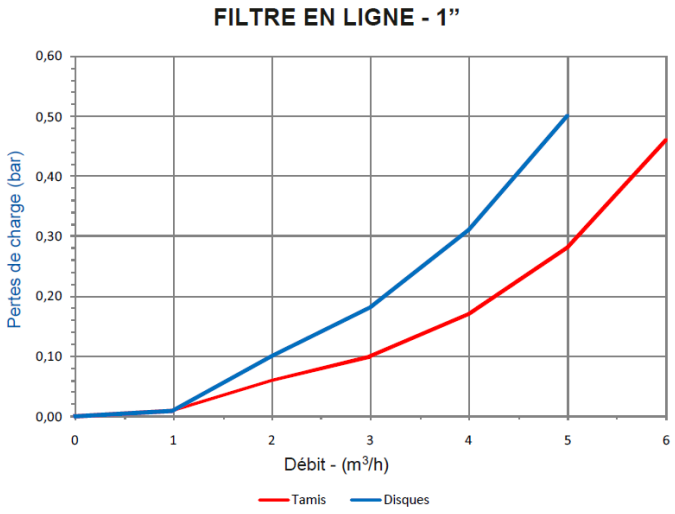

Short model 1": pressure loss

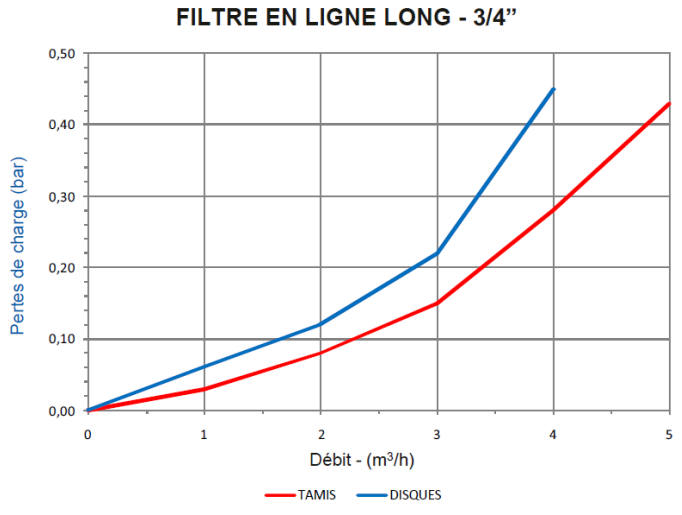

Long model 3/4": pressure loss

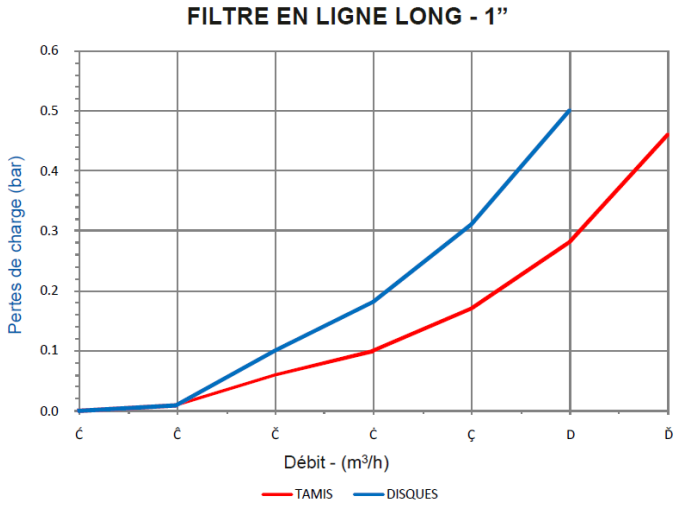

Long model 1": pressure loss

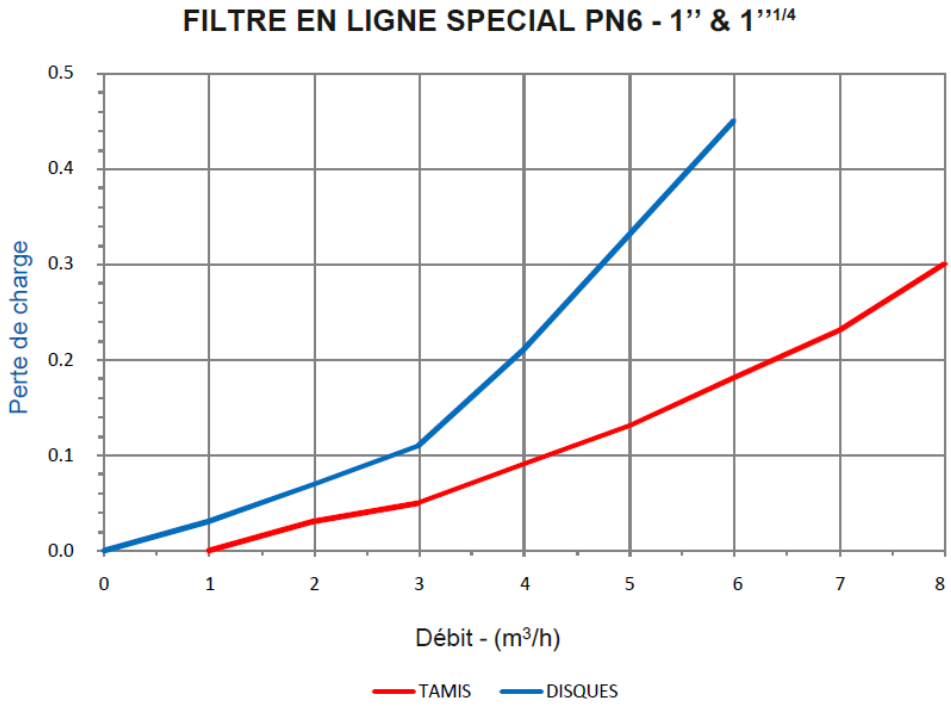

Special model 1" and 1" 1/4: pressure loss

Dimensions

Dimensions in mm.

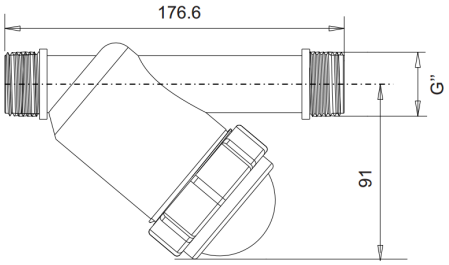

Short model: body

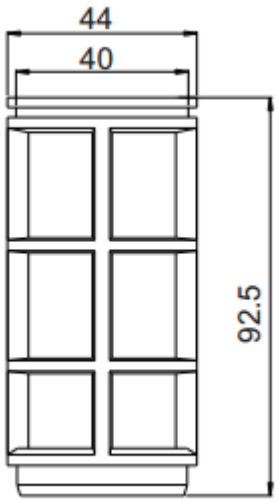

Short model: screen

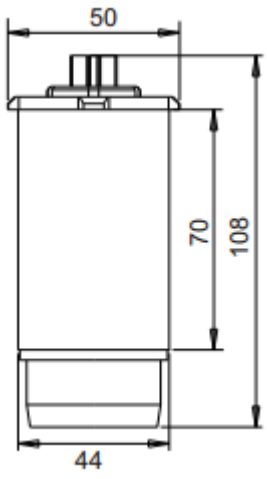

Short model: discs

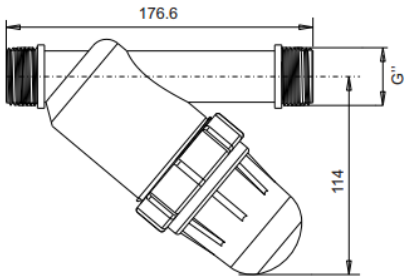

Long model: body

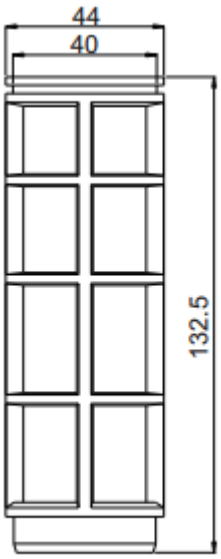

Long model: screen



Long model: discs

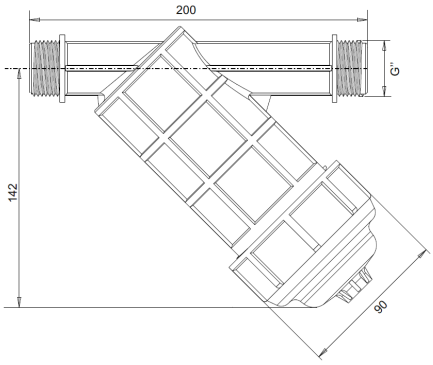

Special model: body

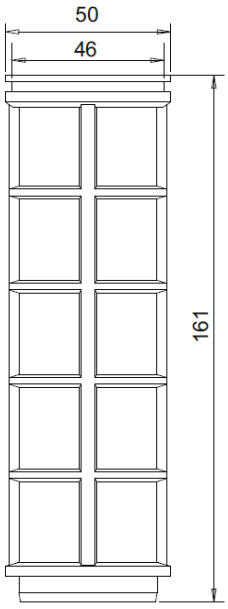

Special model: screen

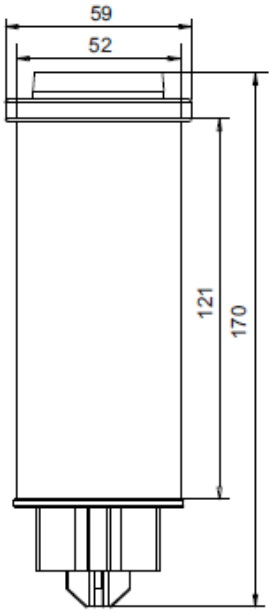

Special model: discs

Installation

The short and long models connect directly to a PE pipe of 16 or 20 mm diameter, with the inserts and clamping rings of the LOCK fitting range.



Mounting on LOCK fittings

On the special model, a 3/8" mini valve can be fitted on the lid. It allows quick cleaning without dismantling the filter.



3/8" mini valve

Related documents : F01-LIGNE-VE-001

Product codes : 3372-0042, 3372-0043, 3372-0062, 3372-0063, 3372-0082, 3372-0083, 3372-0122, 3372-0123, 3373-0122, 3373-0123, 3382-0042, 3382-0043, 3382-0062, 3382-0063, 3382-0082, 3382-0083, 3382-0122, 3382-0123, 3382-0153, 3383-0122, 3383-0123, 3383-0153, 3384-0083, 3384-0084, 3384-0123, 3384-0124, 3384-0153, 3384-0154, 3384-0183, 3384-0184, 3385-0083, 3385-0084, 3385-0123, 3385-0124, 3385-0153, 3385-0154, 3385-0183, 3385-0184, 3386-0123, 3386-0154